

Quick Operation Guide



While holding down the [DEMO/SONG], [PIANO/VOICE], or [METRONOME] button, press the highlighted keys shown below to select voice demos etc, or set parameters. (Refer to the diagram **1/2/3** below.)

1

Voice Demo **Preset Song (50 greats for the Piano)** **Song loaded from the computer**

| | | | | | | | | | | | | | | | |
|---------|----------|-------------|----------|-------------|----------|-------------|----------|-------------|----------|-------------|----------|-------------|----------|-------------|-----|
| A#1-1 | C#0 D#0 | F#0 G#0 A#0 | C#1 D#1 | F#1 G#1 A#1 | C#2 D#2 | F#2 G#2 A#2 | C#3 D#3 | F#3 G#3 A#3 | C#4 D#4 | F#4 G#4 A#4 | C#5 D#5 | F#5 G#5 A#5 | C#6 D#6 | F#6 G#6 A#6 | C#7 |
| A-1 B-1 | C0 D0 E0 | F0 G0 A0 B0 | C1 D1 E1 | F1 G1 A1 B1 | C2 D2 E2 | F2 G2 A2 B2 | C3 D3 E3 | F3 G3 A3 B3 | C4 D4 E4 | F4 G4 A4 B4 | C5 D5 E5 | F5 G5 A5 B5 | C6 D6 E6 | F6 G6 A6 B6 | C7 |

2

Voice **Reverb Type** **Reverb Depth** **Dual Octave Setting** **Dual Balance** **Touch Sensitivity**

| | | | | | | | | | | | | | | | |
|---------|----------|-------------|----------|-------------|----------|-------------|----------|-------------|----------|-------------|----------|-------------|----------|-------------|-----|
| A#1-1 | C#0 D#0 | F#0 G#0 A#0 | C#1 D#1 | F#1 G#1 A#1 | C#2 D#2 | F#2 G#2 A#2 | C#3 D#3 | F#3 G#3 A#3 | C#4 D#4 | F#4 G#4 A#4 | C#5 D#5 | F#5 G#5 A#5 | C#6 D#6 | F#6 G#6 A#6 | C#7 |
| A-1 B-1 | C0 D0 E0 | F0 G0 A0 B0 | C1 D1 E1 | F1 G1 A1 B1 | C2 D2 E2 | F2 G2 A2 B2 | C3 D3 E3 | F3 G3 A3 B3 | C4 D4 E4 | F4 G4 A4 B4 | C5 D5 E5 | F5 G5 A5 B5 | C6 D6 E6 | F6 G6 A6 B6 | C7 |

3

Metronome Volume **Metronome Time Signature** **Metronome / Preset Song Tempo**

| | | | | | | | | | | | | | | | |
|---------|----------|-------------|----------|-------------|----------|-------------|----------|-------------|----------|-------------|----------|-------------|----------|-------------|-----|
| A#1-1 | C#0 D#0 | F#0 G#0 A#0 | C#1 D#1 | F#1 G#1 A#1 | C#2 D#2 | F#2 G#2 A#2 | C#3 D#3 | F#3 G#3 A#3 | C#4 D#4 | F#4 G#4 A#4 | C#5 D#5 | F#5 G#5 A#5 | C#6 D#6 | F#6 G#6 A#6 | C#7 |
| A-1 B-1 | C0 D0 E0 | F0 G0 A0 B0 | C1 D1 E1 | F1 G1 A1 B1 | C2 D2 E2 | F2 G2 A2 B2 | C3 D3 E3 | F3 G3 A3 B3 | C4 D4 E4 | F4 G4 A4 B4 | C5 D5 E5 | F5 G5 A5 B5 | C6 D6 E6 | F6 G6 A6 B6 | C7 |

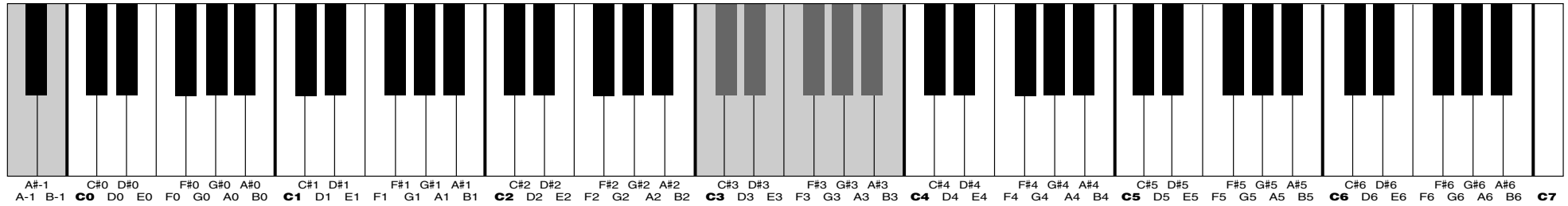
Quick Operation Guide

While holding down the highlighted leftmost keys shown below, press the other highlighted keys to set the various parameters. (Refer to the diagram **4**/**5**/**6** below.)

While holding down the [DEMO/SONG] and [PIANO/VOICE] buttons, press the highlighted keys shown below to set parameters. (Refer to the diagram **7** below.)

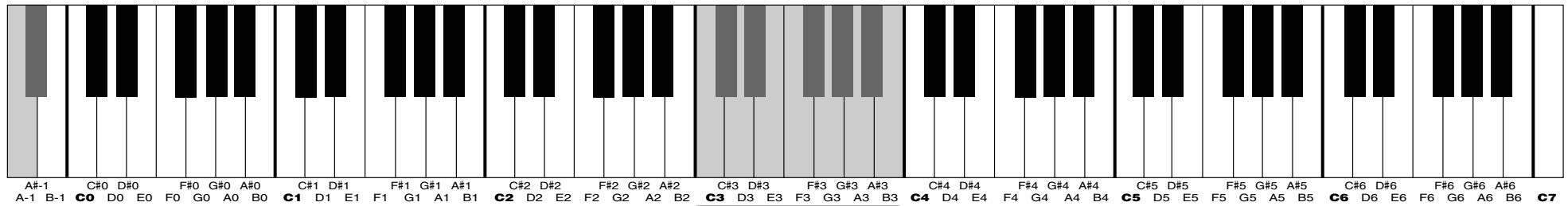
Tune Up: in about 0.2Hz steps (Press any highlighted key)

4



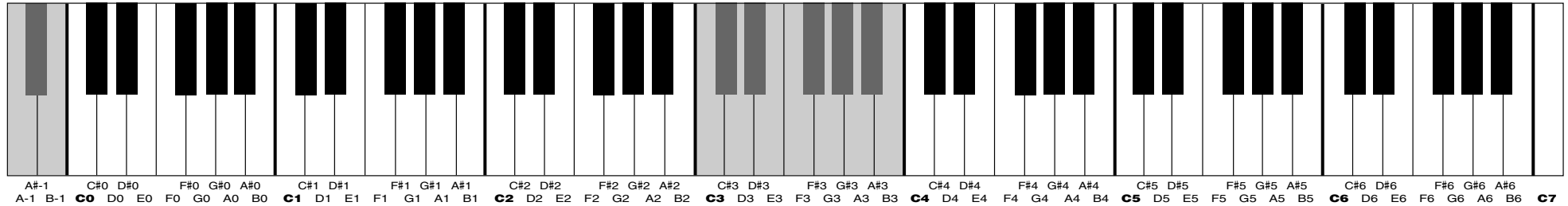
Tune Down: in about 0.2Hz steps (Press any highlighted key)

5



Standard pitch : 440.0 Hz (Press any highlighted key)

6



7

