



CS-N 1.5

Soundbank Manual

Version 1.5
EN 160307

End-User License Agreement (EULA)

Do not use this product until the following license agreement is understood and accepted. By using this product, or allowing anyone else to do so, you are accepting this agreement.

This End-User License Agreement (EULA) represents the contractual conditions between you, the Licensee, and UVI, located 159 rue Amelot, 75011 Paris - France for the use of software, documentation and other materials created by UVI.

You should not register, install or use UVI Products until the following license agreement is understood and accepted.

By using UVI Products, or allowing anyone else to do so, you are accepting this agreement.

A- License Grant

1. UVI grants to you, subject to the following terms and conditions, the non-exclusive right to use each authorized copy of the Product.

2. UVI Product license are granted only to a single user. You may use this product on up to three separate computers or iLok Dongles, which shall be owned and used by you exclusively.

3. Renting or lending the licensed Software to a third party is expressly forbidden.

4. Except if otherwise stated within this EULA, Licensee may resell the software to a third party or transfer the software permanently. Request may be done using the 'Transfer License' feature in your iLok account, subject to a \$25 fee per-license (\$50 maximum) by Pace. The serial number of the Product will be transferred to the third party by UVI, and Licensee's original registration will be deleted.

5. Resale or ownership transfer of individual products obtained in a bundle, or those used to upgrade or cross-grade to other products are not allowed.

6. UVI allows you to use any of the sounds and samples in the products you've purchased for commercial recordings without paying any additional license fees or providing source attribution to UVI.

7. This license expressly forbids resale or other distribution of the sounds and software included in the Product or their derivatives, either as they exist on disc, reformatted for use in another digital sampler, or mixed, combined, filtered, resynthesized or otherwise edited, for use as sounds, multi-sounds, samples, multi-samples, wavetables, programs or patches in a sampler, microchip or any hardware or software sample playback device. You cannot sell the Product content or give it away for use by others in their sampling or sample playback devices.

8. In the event UVI terminates this agreement due to your breach, you agree to return the original and all other copies of the software and documentation to UVI.

9. UVI reserves all rights not expressly granted to herein.

B- License Activation

1. In order to use UVI Products it is required that you authorize them by registering your Serial Number on uvi.net/register, have a free iLok account (not necessarily a dongle) and install the free iLok License Manager (done automatically by UVI Workstation and Falcon installers). It is impossible to use UVI Products if they are not registered and authorized.

2. During authorization you will need to enter your name, email address and postal address which will be stored in the UVI database. UVI uses a secure SSL connection with 128-bit-encryption that meets current security standards to transmit your data over the web. For further information about UVI's handling of personal data please see: <https://www.uvi.net/privacy-policy>

3. The UVI Product license allows up to 3 simultaneous activations on any combination of iLok dongles and computers. Activations can be moved between devices at anytime through the iLok License Manager.

C- Protection of Software

You agree to take all reasonable steps to protect the Product and any accompanying documentation from unauthorized copying or use. You agree not to modify the Product to circumvent any method or means adopted or implemented by UVI to protect against or discourage the unlicensed use or copying of the Product.

D- Ownership

Ownership of, and title to, the enclosed digitally recorded sounds (including any copies) are held by UVI. Copies are provided to you only to enable you to exercise your rights under the license.

E- Term

This agreement is effective from the date you open this package, and will remain in full force until termination. This agreement will terminate if you break any of the terms or conditions of this agreement. Upon termination you agree to return to UVI all copies of this product and accompanying documentation and destroy any other copies made.

F- Restrictions

Except as expressly authorized in this agreement, you may not rent, lease, sub-license, distribute, copy, reproduce, display, modify or timeshare the enclosed Product or documentation.

G- NFR Serials and Free Products

UVI Products serial numbers labeled as "NFR" (Not For Resale) shall only be used for demonstration, testing and evaluation purposes. NFR Products may not be used for commercial purposes, and may not be resold or transferred. They are not eligible for license recovery and are exempt from update, upgrade or crossgrade offers, and cannot be purchased with or exchanged for vouchers. Furthermore, as an owner of an NFR Product, you are not entitled to promotions available for the commercial version of the Product.

H- No Support Obligation

UVI will make its best effort to support you in the event of technical difficulty with a UVI Product. However, UVI is not obligated to furnish or make available to you any additional information, software, technical information, know-how, or support.

I- Specifications and System Requirements

All technical specifications of UVI Products provided are intended to be estimates or approximations. Due to numerous variables no guarantees of compatibility or performance can be made. All such specifications shall be in writing. End-User is solely responsible for, prior to purchase, ensuring that End-User's devices are compatible and meet the system requirements for UVI Products, and that the applicable UVI Products meet End-User's requirements.

This EULA is governed by the laws of France.

©2017 UVI. All rights reserved.
All trademarks are the property of their respective owners.

Table of Contents

Introduction	4
User Interface	
Edit Page	5
Mod Page	7
Arp Page.....	8
Presets.....	9
Raw Waves.....	10
Links	11
Credits and Thanks	12

Introduction



CS-M 1.5

CS-M is back and it's bigger than ever! Now including the full set of raw waveforms for the CS-01, an expanded preset library with over 200 patches and a massive boost to performance, delivering dramatically faster load times. There's never been a better time to explore the warm analog tones of the CS series!

Between 1979 and 1984 Yamaha designed and built some of the most unique and distinct sounding analog synthesizers in the world - the most famous of which being the massive CS-80. We tend to prefer the sounds of the lesser-known models, and have focused here on the CS-70M, CS-40M, CS-20M and CS-01.

UVI CS-M features a dual-layer architecture and instant preset/layer switching making it an extraordinarily responsive instrument capable of a wide and authentic sound palette.

Layers include all possible base waveforms and noises as well as expertly programmed presets, all made on the original machines. In fact, great lengths were taken to ensure the authentic sound and natural character of these machines

was preserved and translated clearly in CS-M. Everything was sampled, down to the unique unison and ensemble modes.

Enjoy the wonderful vintage sound of these synthesizers or take them into new territory with the UVI Engine. CS-M comes packed with a wealth of features to help you enrich and customize your sounds including double arpeggios, a step sequencer, LFOs and precision modeled FX - allowing you to freely tread in territory the old hardware couldn't dream of.

From thick and gritty basslines to warm and bubbly arpeggios and sharp analog leads, UVI CS-M is a grand ode to some of our most beloved hardware inspirations.

Minimum System Requirements

- UVI Workstation 2.5.7+ or Falcon 1.0+
- 1.5GB of disk space

For more information on the installation process, please refer to the document: [Soundbank Installation Guide](#)

Edit Page



The UI is divided into three pages; [Edit], [Mod] and [Arp]. Primary controls such as amp, filter, stereo, pitch and effects are available on the [Edit] page. Clicking the [Mod] button at the top of the interface reveals the second page of controls containing the LFO and Step Modulator. The final [Arp] page presents an independent arpeggiator for each layer.

Main

- 1 ▶ Presets**
Select a global preset from the pull-down menu or browse them with the Prev/Next arrows
- 2 ▶ Pages**
Change the current page by selecting one of the 3 options; Edit, Mod or Arp
- 3 ▶ Layer Globals**
 - » On/Off Toggle
 - » Volume
 - » Pan
 - » Octave [+1, 0, -1]
- 4 ▶ Master Gain**
Set the Output Gain for the instrument

Basic Controls

- 5 ▶ Layer Edit**
 - » **Edit A | Edit B | Edit All**
Choose to edit layers A or B separately or simultaneously
 - » **Wave Menu**
Choose the wave category in the first row and the wave in the second
- 6 ▶ Pitch**
 - » **Tune**
Adjust the pitch in Semitones/Cents
 - » **Depth**
Adjust the Portamento depth
 - » **Mode**
Toggle between Mono and Poly voicing
 - » **Time**
Set the Glide time

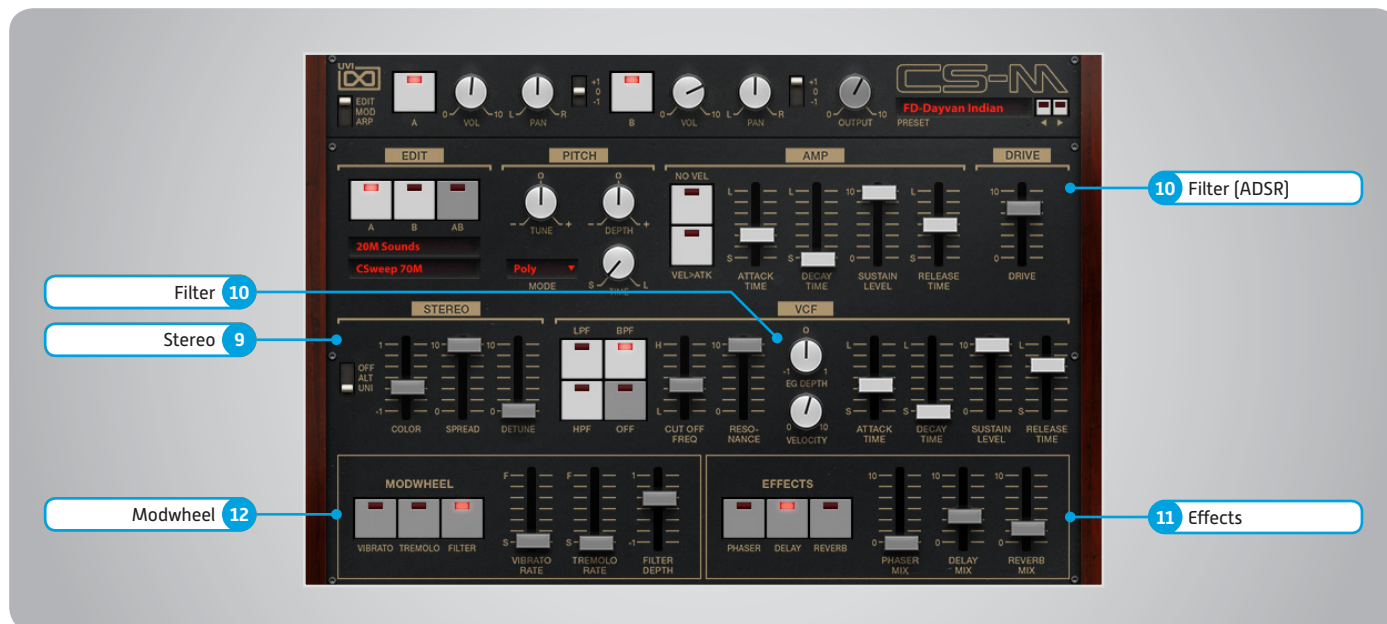
7 ▶ Amplitude

- » **No Velocity**
Sets all incoming notes to max velocity
- » **Velocity > Attack**
Modulates attack amount based on incoming note velocity. Low velocities result in long attacks; high velocities result in short attacks
- » **ADSR**
Attack / Decay / Sustain / Release envelope for the Amplitude section

8 ▶ Drive

- » **Amount**
Sets the amount of drive

Edit Page [continued]



Basic Controls [continued]

9 ▶ Stereo

- » **Mode**
Off / Alternate Pan / Unison
- » **Color**
Shifts color based on adjacent samples
- » **Spread**
Change the stereo width
- » **Detune**
UNI Mode Only: setunes layers

10 ▶ Filter

- » **Filter Modes**
Choose Filter mode; High Pass, Band Pass, Low Pass or OFF
- » **Cutoff Freq**
Filter cutoff frequency
- » **Resonance**
Adjust the resonance (Q) of the Filter
- » **EG Depth**
Modifies the amount of ADSR envelope to be applied to the Filter
- » **Velocity**
Adjust the Velocity > Filter sensitivity
- » **ADSR**
Attack / Decay / Sustain / Release envelope for the Filter section

11 ▶ Effects

- » **Power/Amount**
Choose from Phaser, Delay, and Reverb [additional controls available in the Effects page of UVIWS and MF]

12 ▶ Modwheel

- » **Power/Amount**
Easily route your controllers Modwheel to control common parameters such as Vibrato, Tremolo and Filter Depth

Mod Page



LFO

- 1 Sync**
Enable/Disable LFO sync to Host Tempo
- 2 Waveforms**
Choose LFO waveform; Sine, Triangle, Square or Sample & Hold
- 3 LFO Controls**
 - » **Speed**
Change the LFO Speed
 - » **EG Depth**
Adjusts the amount of Attack and Decay to be applied to the LFO
 - » **Attack**
Attack time for the Speed envelope
 - » **Decay**
Decay time for the Speed envelope

- 4 Mod Routing**
Control the amounts of LFO modulation to be applied to various parameters including; Pitch, Drive, Volume and Filter

Step Modulator

- 5 Step Sequencer**
Interactive editor for programming sequenced modulations; bar height equals mod amount
- 6 Seq Params**
 - » **Res**
Change the sequencers step length
 - » **Steps**
Change the amount of steps for the sequencer to play
 - » **Delay**
Delay time to activate first step

- » **Rise**
Time to activate step with a smooth transition
- » **Smooth**
Interpolates values between adjacent steps to smooth parameter modulation for a custom LFO effect

- 7 Mod Routing**
Control the amounts of modulation to be applied to various parameters including; Volume and Filter

Arp Page



1 ▶ Step Indicator

LED lights up when step is triggered

2 ▶ Step Editor

16-step sequencer; affects Velocity

3 ▶ Tie

When active, step inherits Velocity from the previous step

4 ▶ Mode

Mono mode = Arpeggiator 1 affects both layer 1 and layer 2
Stereo mode = each Arp modifies its corresponding layer (A=1, B=2)

5 ▶ Arp On/Off

Toggle the Arpeggiator On/Off

6 ▶ Grid

Change the step length

7 ▶ Arp Mode

Select Up, Down, or Up and Down

8 ▶ Gate

Change the step length (knob value ranges from zero to the tracks Resolution setting)

9 ▶ Steps

Sets the Arpeggiators step length

10 ▶ Octave

Set the pitch range of the Arpeggiator in Octaves

Presets

Arpeggios

AR-Art Peggios
 AR-Barbarian
 AR-Cool Session
 AR-CS One Again
 AR-Diode Power
 AR-Gumball Acrobatics
 AR-Kieseritzky G
 AR-Kitch Pop Corn
 AR-Perfect G
 AR-Play 3 Notes
 AR-Primitive
 AR-Spatial Story
 AR-Tangerinoise
 AR-Tanjarre Dream
 AR-Tease Analog
 AR-Xanalog Beat
 AR-Xperimental Valley

Bells

BL-A Very Small One
 BL-Baby Bell
 BL-Bella Noisa
 BL-Ego Bells
 BL-Ensembells
 BL-Genesis
 BL-Guiz Mode
 BL-Harpsybell
 BL-Hi PWM
 BL-James Bells
 BL-One CS Bell
 BL-Passage
 BL-Satin
 BL-Tremolos
 BL-Very Analog

Brassy

BR-Dirty Crazy
 BR-Eve Angelis
 BR-French Horn Like
 BR-GuiBRastar
 BR-K Brass Orch
 BR-Lazer Brass
 BR-Majestic OBrass
 BR-Power Brass
 BR-Sea Fluid

Bass

BS-Alley Shakedown
 BS-Baxtandal
 BS-Burnt Popcorn
 BS-Chinese Fretless
 BS-Crate Duster
 BS-Grain Bass Lead
 BS-Greem B
 BS-Intoxic
 BS-Jo B Jo Bass

BS-LOcOmOt1v8r
 BS-Magus Electrus
 BS-Multi Polarity
 BS-Music and Nights
 BS-Obese
 BS-One Note Line
 BS-TB Progress
 BS-TrenZ Diana
 BS-Underground
 BS-Way Sub
 BS-Yeti Bass
 BS-You and Bass
 BS-Your Freek
 BS-Zapp Nostalgia

Play Chords

CH-8bit Stew Fly
 CH-Accelerator
 CH-Analog Crunch
 CH-Decade Inversion
 CH-Evolu Chord Wheel
 CH-Little Monster
 CH-Mahyem Ragga
 CH-Move On
 CH-Nate FF1087
 CH-Parallel Predators
 CH-Relaxing Wheel
 CH-Starlight
 CH-Talking One
 CH-U Di Paris
 CH-Windax Boxer

FX / Drone

FX-Cochon in Space
 FX-Dayvan Indian
 FX-Droning
 FX-Glissandi
 FX-Haunted Flat
 FX-Interstellar
 FX-Kaufman Synchronous
 FX-LoFi CoalRider
 FX-Move Away
 FX-Neptoms
 FX-Noise Dunes
 FX-Quasi Quasar
 FX-Rue of Terra
 FX-Sub Liminal
 FX-Sweep Machine
 FX-Talking Tex
 FX-Tube Thanks

Keyboards

KB-CS Analog Piano 1
 KB-CS Analog Piano 2
 KB-CS Analog Piano 3
 KB-Dirty Organ
 KB-Dynogital

KB-Fantasiatic
 KB-HarpsYanalog
 KB-Key Tooma
 KB-King Court
 KB-Obese
 KB-Majestic Keys
 KB-Majestic Organ
 KB-Molecular
 KB-Nick Wheel Organ
 KB-Oldganic
 KB-Orgalagic
 KB-Organ 20M
 KB-Pluck Road
 KB-PMW Keys
 KB-Prophet Tines
 KB-Seq Clavistan
 KB-Short Piano
 KB-Soft Pluck
 KB-Space Caroussel
 KB-Synth Piano
 KB-Troshrgan
 KB-Vox Populi

Lead

LD-Cajolead
 LD-Creamy Synth
 LD-CS One Two
 LD-CSolo 70M
 LD-CSweep Lead
 LD-FeedbackKing
 LD-First Lead
 LD-Funky Cucumber
 LD-Fusion Lead
 LD-Green Show New
 LD-Guitar Air HO
 LD-Hernani
 LD-Mono AL
 LD-NoiSolo
 LD-Screamer
 LD-Seventh Dimension
 LD-Short Cop X
 LD-Slow Solo
 LD-Strange LFO
 LD-Very Short One
 LD-Vocal Theremin
 LD-Wha Wheel Solo
 LD-Xtatic Motion

Noisy

NS-ColdnQuiet
 NS-Guiznoiso
 NS-Noise Melody
 NS-Noisonic Pad
 NS-Ominousea

Pads

PD-86 Skies Full Wheel
 PD-Analog Pure

PD-ARP Ominous
 PD-Beautypad
 PD-Creamy Flutter
 PD-Creative Wheel
 PD-Dark Volute
 PD-Du ALmosphere
 PD-Geologic
 PD-Granular Soft
 PD-Hall of Grain
 PD-Hornalog Pad
 PD-Hybrid Choir
 PD-Joy Arp
 PD-Little Planet
 PD-Morpho
 PD-Network Reso
 PD-Orchestranaolog
 PD-PortArpmento
 PD-Step Walking
 PD-Urban Bed

Polysynth

PL-Big Power One
 PL-Busy Times
 PL-CS One Saw Fee
 PL-Full Ens Synth
 PL-Laughing Factory
 PL-Numericharp
 PL-Poly Game
 PL-PolyGrain
 PL-Portamanteau
 PL-Raining Pluck
 PL-Stab Island
 PL-Submarine Scream
 PL-Tekno Idea

Strings

ST-Bi Spectral Strings
 ST-Ensemble Machine
 ST-In a Box
 ST-Lina Star
 ST-Mutronic Strings
 ST-My Eminent
 ST-Noisycato
 ST-Pizzanalog
 ST-Soloist

Sweep

SW-Classic Jarr
 SW-CreaSweep
 SW-Fidel
 SW-Inverted
 SW-Majestueux
 SW-Moment of Clarity
 SW-Monowheelist
 SW-Mosquito
 SW-Original Sweep

Raw Waves

Ensemble

CSweep 70M
Full Ensemble
Lina Strings 1
Lina Strings 2
Machine String
Softy Brassy

Raw Poly

Bright Pad
Elec Piano
French Hornalog
Grain Soft 1
Grain Soft 2
OBrass
Power Wave
Short Piano

Raw Solo

Bass Lead
CSolo 70M
Double Seq
Laser
Pluck
Power Grain
Seq Clav
Solo Soft

Unison

Bass Lead 1
Bass Lead 2
Dirty Organ
Orchestral Brass
Polyson
Power Uni
Resophonic
Soft Pad
Thing Long

Waves

Saw
Sine
Sine-Saw
Square PWM 1
Square PWM 2
Square PWM 3
Square-Saw PWM 1
Square-Saw PWM 2
Square-Saw-Sine PWM 1
Square-Saw-Sine PWM 2

Waves Noises

Noise BP Raw
Noise BP Reso
Noise Flat Raw
Noise Flat Reso 1
Noise Flat Reso 2

Noise HP Raw

Noise HP Reso
Noise Unison Raw
Noise Unison Reso 1
Noise Unison Reso 2
Sub Noise Unison

Waves Unison

Sine-Saw Uni
Sine-Square Uni
Square-Saw Uni
Square-Saw-Sine Uni

20M Sounds

Big One
Big Two
Fifth Avenue
Funky Bass
Gizmono
Lazer
Noisonic
Organic
Pianoise
PortHardmento
SeqOrgan
Technoid

20M Waves








Noise
Saw
Sine
Square PWM 0
Square PWM 2
Square PWM 4
Square PWM 6
Square PWM 8
Triangle

CS01 Waves

PWM 1
PWM 3
PWM 5
PWM 7
PWM 9
Saw
Square 1
Square 2
Triangle
WhiteNoise

Links

UVI

- Home uvi.net/ 
- Soundbank Installation Guide [installing_uvi_soundbanks_en.pdf](#) 
- UVI Workstation User Guide [uviworkstation_user_guide_en.pdf](#) 
- Your Registered Product Serial Numbers and Download Links. uvi.net/my-products 
- FAQ uvi.net/faq 
- Tutorial and Demo Videos youtube.com/ 
- Support uvi.net/contact-support 

iLok

- Home ilok.com/ 
- iLok License Manager ilok.com/ilm.html 
- FAQ ilok.com/supportfaq 

CS-N 1.5

Credits and Thanks

Produced by UVI

Recording / Editing / Sound Design

Damien Vallet
Emmanuel Usai
Kevin Guilhaumou
Alain J Etchart
Nathaniel Reeves

Software + Scripting

Olivier Tristan
Remy Muller

GUI + Design

Nathaniel Reeves

Documents

Nathaniel Reeves
Kai Tomita

Special Thanks

Manu @ Masterwave



UVI.NET