

POWER REQUIREMENTS

- *Utilizes standard 9V alkaline battery (not included). To install, simply remove back plate. (NOTE: The *Input* activates battery. To conserve energy, unplug when not in use.) Power Consumption: approx. 5mA.
- *USE **DC POWER SUPPLY ONLY!** Failure to do so may damage the unit and void warranty. DC Power Supply Specifications:
 - 9V DC regulated or unregulated, 100mA minimum;
 - 2.1mm female plug, center negative (-).

Optional factory power supply is available: Tech 21 Model #DC2.

WARNINGS:

- * Attempting to repair unit is not recommended and may void warranty.
- * Missing or altered serial numbers automatically void warranty. For your own protection, be sure serial number labels on the unit's back plate and exterior box are intact.

ONE YEAR LIMITED WARRANTY. PROOF OF PURCHASE REQUIRED. Manufacturer warrants unit to be free from defects in materials and workmanship for one (1) year from date of purchase. This warranty does not include damage resulting from accident, misuse, abuse, alteration, or incorrect current or voltage. If unit becomes defective within warranty period, Tech 21 will elect to repair or replace it free of charge. After warranty expires, Tech 21 will repair defective unit for a fee.

ALL REPAIRS for residents of U.S.: Call Tech 21 for **Return Authorization Number**. Manufacturer will **not** accept packages without prior authorization, pre-paid freight (UPS preferred) and proper insurance.

FOR PERSONAL ASSISTANCE & SERVICE:

Contact Tech 21, Inc., any weekday from 10:00 AM to 6:00 PM, EST.

MADE IN THE U.S.A.

TECH 21 · NYC

333 West 52nd Street, NY, New York 10019

212-315-1116 / Fax: 212-315-0825 / www.tech21nyc.com

PRODUCT OVERVIEW

The XXL is an overdrive stomp box. Plain and simple? *Not quite.*

Why is everyone running around on a scavenger hunt for the ultimate vintage pedal or tube amp? To get those great sounds we've all been listening to *on vinyl*. These searches, for the most part, are in vain. Even if you find the unit you want, chances are it won't give you *that* sound. Or you'll get hosed. Or worse, both.

We at Tech 21 set our sights on finding a way to harness the sounds of yesterday and incorporate our exclusive technology to give today's players new options. **No other overdrive pedal has ever offered a control to manipulate the structure and balance of odd and even harmonics.**

With its unique **WARP™** control, the XXL gives you a spectrum of tones, including traditional distortion, classic tube amp overdrive, and vintage fuzz, all in one unit. Born decades ago, these timeless sounds will continue to be the preferred choice of guitarists for decades to come.

Characteristic of all Tech 21 products, the XXL will not depersonalize your guitar tone. Most importantly, the XXL is highly interactive with the dynamics of your individual playing style, your individual musical style, and your instrument's individual tonality. It is engineered to be a useful, versatile, cost-effective means of stimulating your creativity and ultimately, finding your innermost, individual expression.

APPLICATIONS

The XXL is designed for use with any amp --tube or solid state, vintage or modern. You can achieve the same results using the XXL with any of our highly-acclaimed SansAmp™ models of Tube Amplifier Emulators, as there is no speaker simulation circuitry within the XXL. It can also bring depth and soul to any multi-processor that otherwise leaves you uninspired.

Simply plug your guitar into the XXL, and the XXL into the input of your amp (or the input of a SansAmp).

GUIDE TO CONTROLS

LEVEL adjusts the output level without altering any tonal characteristics.

DRIVE adjusts the overall amount of gain and overdrive.

TONE is a level-compensated passive tone control. Inspired by the tone controls of the '60s and '70s, in typical Tech 21 fashion, we've added a twist. At max, it's flat. However, as you go towards the mid-point, it boosts the low end and adds body, giving you the warmest sound. Then, as you decrease from the mid point, it cuts highs --without changing the level. From minimum to maximum, the transition is smooth. The XXL's exceptionally flexible *Tone* control offers greater compatibility with your existing gear.

WARP™ allows you to manipulate the odd and even harmonic structure within the realm of distortion. It is the key to an entirely new dimension in sound control. The median point (indicated by the double arrows) will yield traditional distortion, well-suited for chords and rhythm parts. Extreme settings work particularly well with individual notes. They become smoother, fatter, thicker, juicier. As you decrease *Warp* from the median point, you get higher amounts of even harmonics, to give you the overdrive like that of a Class A tube amp. Increasing the *Warp* setting oversaturates the unit. After an initial pick attack, the note will "sag" and constrict, then dilate and enlarge. Sustaining that note will cause it to "sing."

Warp and The X-Factor™

The X-Factor is the ratio of odd and even harmonics relative to the dynamics of your instrument and your playing style. For best results, your guitar should have a strong output signal. The force you use to hit your strings will greatly influence the results you can achieve with the *Warp* control. To illustrate, try setting *Warp* at maximum and play very open and loose. The effect will be that of a vintage fuzz pedal. (The difference here, however, is that the XXL cleans up when you decrease the output of your guitar.) The same setting, when played in a tight, controlled manner, will yield more of a “woman tone.” With the XXL, it’s not just what you play, it’s how you play it.

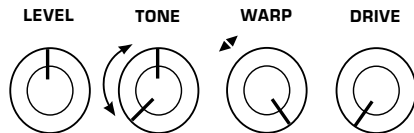
NOTEWORTHY NOTES & SUGGESTIONS:

- For guitar amps that tend to be on the bright side, we recommend the XXL’s *Tone* control be set lower than 12 o’clock, perhaps initially at 11 o’clock, and adjusting to taste. When available, use the Normal channel on your amp, rather than the Bright channel.
- With *Drive* at or close to minimum and *Warp* at maximum, you can add “breath” to your amp, as if you installed a tube rectifier. This gives extra character, that is otherwise difficult to obtain, to a clean or overdriven amp.
- When experimenting with the *Warp* control, set the knob, then play. If you turn the control while you’re playing, you will not be able to hear the effect properly. To hear the effect at its most exaggerated, use humbucking pickups with *Warp* set at maximum, and pick individual notes in the lower register very hard.

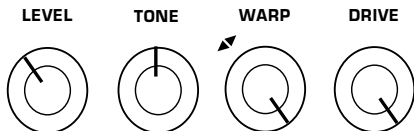
USING THE XXL WITH OTHER EFFECTS

For best results, plug your guitar directly into the XXL. This will preserve the interactive nature of the unit.

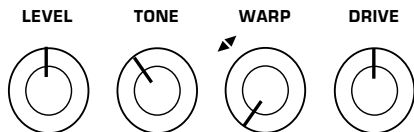
SAMPLE SETTINGS & SUGGESTED PICK-UPS



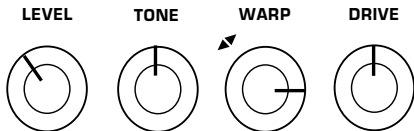
Warping an Overdriven Amp with Humbuckers in Lead Position



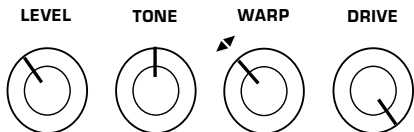
Mega Fuzz with Pick-up in Lead Position



Blues with Single Coil in Rhythm Position



Blues with Humbuckers in Rhythm Position



Traditional Distortion with Pick-up in Lead or Rhythm Position