


USER MANUAL

FAVORITE


—— switch ——

strymon[®]


Operation & set-up for products with toggle switches



1. To use a **FAVORITE switch** with your Strymon pedal, set both toggles to the middle position.




or To use an **Expression Pedal** with your Strymon pedal, set both toggles to the up position.



Press footswitch to engage favorite setting. Press and hold **BYPASS** on your Strymon pedal to save a new favorite setting.

2. Power up holding **BOTH** footswitches.



Set up for products without toggle switches

2.

- While holding both footswitches:
- Turn **TOPMOST LEFT KNOB** full clockwise to use with the **FAVORITE** switch
 - Turn **TOPMOST LEFT KNOB** full counterclockwise to use with an **EXPRESSION** pedal



3.

BYPASS LED will turn on to indicate that you have set up your pedal to use a **FAVORITE** switch

1.

Power up holding **BOTH** footswitches

Specification

.....

Dimensions 4.5" deep x 2.4" wide x 1.75" tall
Cable 1/4" TRS (tip / ring / sleeve)

Strymon Non-Transferrable Limited Warranty

.....

Warranty

Strymon warrants the product to be free from defects in material and workmanship for a period of one (1) year from the original date of purchase. If the product fails within the warranty period, Strymon will repair or, at our discretion, replace the product at no cost to the original purchaser.

Exclusions

This warranty covers defects in manufacturing discovered while using this product as recommended by Strymon. This warranty does not cover loss or theft, nor does the coverage extend to damage caused by misuse, abuse, unauthorized modification, improper storage, lightning, or natural disasters.

Limits of Liability

In the case of malfunction, the purchaser's sole recourse shall be repair or replacement, as described in the preceding paragraphs. Strymon will not be held liable to any party for damages that result from the failure of this product. Damages excluded include, but are not limited to, the following: lost profits, lost savings, damage to other equipment, and incidental or consequential damages arising from the use, or inability to use this product. In no event will Strymon be liable for more than the amount of the purchase price, not to exceed the current retail price of the product. Strymon disclaims any other warranties, express or implied. By using the product, the user accepts all terms herein.

How to Obtain Service Under this Warranty

For North American customers: Contact Strymon through our website at <http://www.strymon.net/support> for Return Authorization and information. Proof of original ownership may be required in the form of a purchase receipt.

For International Customers: Contact the Strymon dealer from which the product was purchased from in order to arrange warranty repair service.

Strymon® is a division of Damage Control®, LLC.