

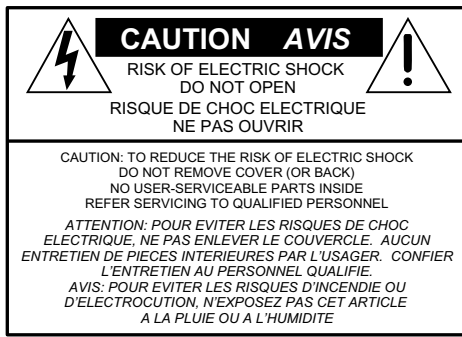


Mackie Control C⁴ Quick-Start Guide



DSP Plug-in and Virtual Instrument Controller

MACKIE®



The lightning flash with arrowhead symbol within an equilateral triangle is intended to alert the user to the presence of uninsulated "dangerous voltage" within the product's enclosure, that may be of sufficient magnitude to constitute a risk of electric shock to persons.

Le symbole clair avec point de flèche l'intérieur d'un triangle équilatéral est utilisé pour avertir l'utilisateur de la présence d'un voltage dangereux non isolé d'ampère suffisante pour constituer un risque d'électrocution.



The exclamation point within an equilateral triangle is intended to alert the user of the presence of important operating and maintenance (servicing) instructions in the literature accompanying the appliance.

Le point d'exclamation l'intérieur d'un triangle équilatéral est employé pour avertir les utilisateurs de la présence d'instructions importantes pour le fonctionnement et l'entretien (service) dans le livret d'instruction accompagnant l'appareil.

Important Safety Instructions

1. Read instructions — Read, understand and follow all safety and operating instructions before using this Mackie product.
2. Retain Instructions — Keep these safety and operating instructions for future reference.
3. Heed Warnings — Follow all warnings on this Mackie product and in these operating instructions.
4. Water and Moisture — Do not use this Mackie product near water — for example, near a bathtub, kitchen sink, garden hose, incontinent poodle, sweaty drummer, etc. — or when condensation has formed on the unit.
5. Cleaning — Clean only with a dry cloth.
6. Heat and Ventilation — Locate this Mackie product away from heat sources such as radiators, campfires, compost pits, heliarc welders, magma flows, etc. Do not block the ventilation openings or install in spaces that prevent adequate air circulation to the unit.
7. Power Sources — Connect this Mackie product only to a power source of the type described in these operating instructions or as marked on the product.
8. Power Cord Protection — Route power supply cords so that they are not likely to be walked upon, tripped over, or abraded by items placed upon or against them. Pay particular attention to cords at plugs, convenience receptacles, and the point where they exit the product.
9. Object and Liquid Entry — Do not drop objects or spill liquids into this Mackie product. Clean only with a damp cloth; do not clean with liquid or aerosol cleaners.
10. Attachments — Use this Mackie product with only the accessories specified in this manual.
11. Damage Requiring Service — This Mackie product should be serviced only by qualified service personnel when:
 - A. The power supply cord or the plug has been damaged; or
 - B. Objects have fallen onto, or liquid has spilled into the unit; or
 - C. The unit has been exposed to rain or water; or

D. The unit does not appear to operate normally or exhibits a marked change in performance; or

E. The unit has been dropped, or its chassis damaged.

12. Servicing — Do not attempt to service this Mackie product. All servicing should be referred to the Mackie Service Department.
13. Lightning — Unplug the product during lightning storms or when unused for long periods of time. Note that this Mackie product is not completely disconnected from the AC mains service when the power switch is in the OFF position.
14. Grounding and Polarization — To prevent electric shock, do not use the polarized plug with an extension cord, receptacle or other outlet unless the blades can be fully inserted to prevent blade exposure. Do not defeat the grounding by plugging into an ungrounded receptacle or ground lift adapter.

This apparatus does not exceed the Class A/Class B (whichever is applicable) limits for radio noise emissions from digital apparatus as set out in the radio interference regulations of the Canadian Department of Communications.

ATTENTION — Le présent appareil numérique n'émet pas de bruits radioélectriques dépassant les limites applicables aux appareils numériques de class A/de class B (selon le cas) prescrites dans le règlement sur le brouillage radioélectrique édicté par les ministères des communications du Canada.

FCC Information

NOTE: This equipment has been tested and found to comply with the limits for Class B digital devices, pursuant to Part 15 of the FCC Rules. These limits are designed to provide reasonable protection against harmful interference when the equipment is operated in a commercial installation. This equipment generates, uses, and can radiate radio frequency energy and, if not installed and used in accordance with the instruction manual, may cause harmful interference to radio communications. Operation of this equipment in a residential area is likely to cause harmful interference in which case the user will be required to correct the interference at his own expense.



This product has been tested and complies with the following standards and directives as set forth by the European Union:

- * EN 55022 Radiated and Conducted Emissions
- * EN 55024 Electromagnetic Immunity
- * EN 61000-4-2 Electrostatic Discharge Immunity
- * EN 61000-4-3 RF Electromagnetic Fields Immunity
- * EN 61000-4-4 Electrical Fast Transient/Burst Immunity
- * EN 60950/IEC 950 Electrical Safety Requirements

WARNING — To reduce the risk of fire or electric shock, do not expose this appliance to rain or moisture.

Part No. 0005708 Rev. A 01/03
© 2003 Mackie Designs Inc. All rights reserved.
Printed in the U.S.A.



Introduction

Thank you for choosing Mackie Designs for your Digital Audio Workstation (DAW) control solution. Mackie Control C⁴ provides easy editing of DSP and virtual instrument plug-in parameters. Its flexibility allows you to make simple or complex edits across multiple parameters quickly and precisely.

The Mackie Control C⁴ can be used by itself, but when used with the Mackie Control and Mackie Control Extender, you have complete analog-style control over tracks and plug-ins with your Mackie Control-supported DAW.

Installation

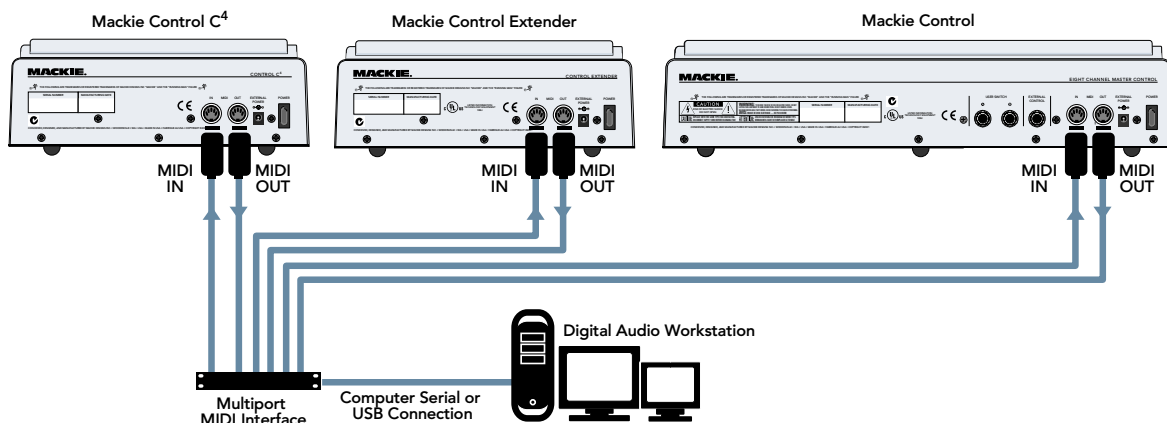
- Connect the Mackie Control C⁴ to your MIDI interface via two MIDI cables (IN and OUT).
- Connect one end of the external power supply to the Mackie Control C⁴, and the other end to an AC power source between 90 V and 264 V AC (50–60 Hz).
- Turn on the Mackie Control C⁴ POWER switch.
- Launch your software program of choice
- Select your software's console or surface manager set up window.
- Select the Mackie Control MIDI Mapping. If it is not included in the version of software you are using, go to the software company's website or to www.mackie.com/mackiecontrol and download the MIDI map for your particular application.
- Once the appropriate MIDI map is selected within your software's preferences, the unit(s) will be recognized automatically.

To connect one or more Mackie Control, Mackie Control Extenders, and Mackie Control C⁴s:

1. Connect the MIDI OUT jack on your computer's MIDI interface to the MIDI IN jack of the Mackie Control, Mackie Control Extender, or Mackie Control C⁴.
2. Connect the MIDI IN jack on your computer's MIDI interface to the MIDI OUT jack of the Mackie Control, Mackie Control Extender, or Mackie Control C⁴.
3. You need to have separate MIDI IN and OUT jacks on the MIDI interface for each Mackie Control, Mackie Control Extender, and Mackie Control C⁴ (see illustration below).

Operation

- Please refer to your particular DAW's documentation for specific instructions on establishing communication with Mackie Control C⁴, and for operating instructions when using Mackie Control C⁴ with the DAW.



Service

If you think your Mackie Control C⁴ has a problem, please do everything you can to confirm it before calling for service. If the problem is related to setting up and using Mackie Control C⁴ with your DAW software, contact your software manufacturer's technical support.

If you are absolutely, positively sure it is a hardware related problem, then go to the repair section next for further instructions.

Repair

Service for Mackie Control C⁴ units purchased in the USA is available only from one of our authorized domestic service stations. It is also available at the factory, located in sunny Woodinville, Washington. (Service for Mackie products living outside the United States can be obtained through local dealers or distributors.) If your Mackie Control C⁴ needs service, and it lives in the United States, follow these instructions:

1. Call Tech Support at 1-800-258-6883, 8 am to 5 pm PST, to explain the problem and request an RA (Return Authorization) number. Have your Mackie Control C⁴ serial number ready. You must have an RA number before you can obtain service at the factory or an authorized service center.
2. Keep this quick-start guide. We don't need it to repair the controller.
3. Pack the controller in its original package, including endcaps and box. *This is very important.* When you call for the RA number, please let Tech Support know if you need new packaging. Mackie is not responsible for any damage that occurs due to non-factory packaging.
4. Include a legible note stating your name, shipping address (no P.O. boxes), daytime phone number, RA number, and a detailed description of the problem, including how we can duplicate it.
5. Write the RA number in **BIG PRINT** on top of the box.

6. Ship the controller to us. We suggest insurance for all forms of cartage. Ship to this address:

Mackie Designs
SERVICE DEPARTMENT
16140 Wood-Red Rd. NE Ste. 5
Woodinville, WA 98072

7. We'll try to fix the controller within five business days. Ask Tech Support for current turn-around times when you call for your RA number. We normally send everything back prepaid using UPS ORANGE (three-day air). However, if you rush your recorder to us by Next Day Air, we'll ship it back to you UPS RED (Next Day Air). This paragraph does not necessarily apply to non-warranty service.

Please read the included warranty information, then complete and return the Warranty Registration card, or it's straight to bed for you with no dinner.

"Mackie," the "Running Man" figure, "Mackie Control," "Mackie Control Extender," and "Mackie Control C⁴" are trademarks or registered trademarks of Mackie Designs Inc. All other brand names mentioned are trademarks or registered trademarks of their respective holders, and are hereby acknowledged.

© 2003 Mackie Designs Inc.
 All Rights Reserved.
 Printed in the U.S.A.



MACKIE®

16220 Wood-Red Rd. NE • Woodinville, WA 98072 • USA
 US & Canada: 800/898-3211
 Europe, Asia, Central & South America: 425/487-4333
 Middle East & Africa: 31-20-654-4000
 Fax: 425/487-4337 • www.mackie.com
 E-mail: sales@mackie.com