

Flexitone CAB

USER GUIDE

Thanks for buying the Flexitone Cab. This satellite speaker cabinet is designed for use with the Flexitone Plus Digital Guitar Amplifier System from Line 6. Your new Flexitone Cab houses a custom-designed 12-inch Eminence speaker rated at 8 ohms and 50 Watts max power handling capacity. To use the Flexitone Cab, you simply power down your Flexitone Plus, and then connect one end of the included speaker cable to the External Speaker output on the Flexitone Plus back panel. Connect the other end of the speaker cable to the jack on the back of your new Flexitone Cab. Then power up the Flexitone Plus, and you're ready to rock the world with your 100 Watt stereo amplification and effects rig. Take a peek at the other side of this User Guide for pictures.

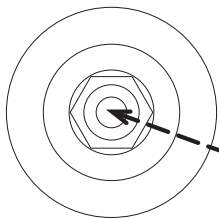
The Flexitone Cab is designed for stacked or side-by-side configurations with your Flexitone Plus. Put your Flexitone Plus on top of the Flexitone Cab for a tall setup with a small footprint on stage or in your practice room or studio. Or spread the Flexitone Plus and Cab apart for wide stereo imaging. For ultra-wide stereo, you can use a longer speaker cable to connect the Plus and Cab. Be sure to use a high quality, unshielded cable, wired straight-thru, tip-to-tip and sleeve-to-sleeve.

If you run into any problems, flip to the section on technical support in the back of your Flexitone Manual, and you'll find the information you need to contact us.

That's about it. Have fun!

REAR OF FLEXTONE CAB


REAR OF FLEXTONE PLUS




**CONNECT
INCLUDED
CABLE HERE**



ULTRA-WIDE STEREO



OR



COMPACT STACK