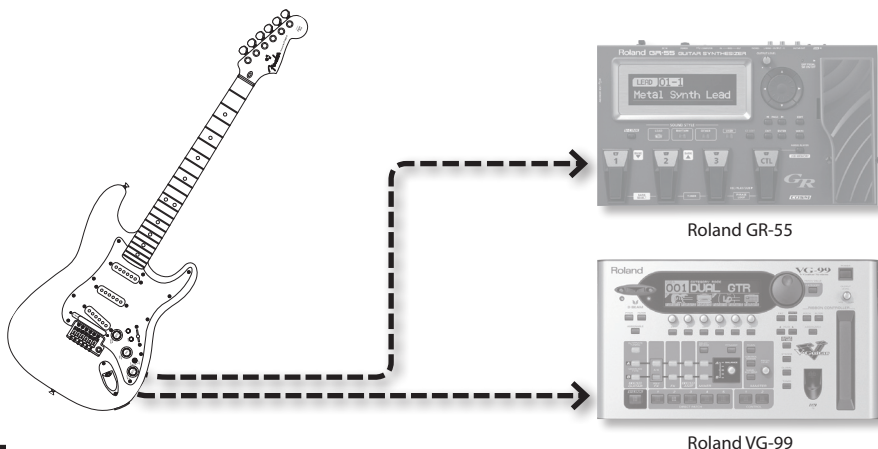


Main Features

The GC-1 is a new instrument that fuses a traditional Fender® Stratocaster® with Roland's cutting-edge technology.

The **GC-1 GK-Ready Stratocaster®** is a guitar with a built-in GK pickup that can be used not only as a conventional Stratocaster® but also used to play GK-compatible equipment (such as the Roland GR-55 or VG-99).

By connecting the **GC-1 GK-Ready Stratocaster®** to a GK-compatible device, you'll be able to play a wide variety of guitar or synthesizer sounds.



Contents

Main Features	2	Main Specifications	7
Panel Descriptions	3	USING THE UNIT SAFELY	8
How to Connect	5	IMPORTANT NOTES	10
About GK Pickup Height	6		

Before using this unit, carefully read the sections entitled: "USING THE UNIT SAFELY" (p. 8) and "IMPORTANT NOTES" (p. 10). These sections provide important information concerning the proper operation of the unit. Additionally, in order to feel assured that you have gained a good grasp of every feature provided by your new unit, Owner's Manual should be read in its entirety. The manual should be saved and kept on hand as a convenient reference.

Fender® and Stratocaster® are trademarks of FMIC.

Roland is either a registered trademark or trademark of Roland Corporation in the United States and/or other countries.

Company names and product names appearing in this document are registered trademarks or trademarks of their respective owners.

© 2012 FMIC. All rights reserved.

Copyright © 2012 ROLAND CORPORATION

All rights reserved. No part of this publication may be reproduced in any form without the written permission of ROLAND CORPORATION.

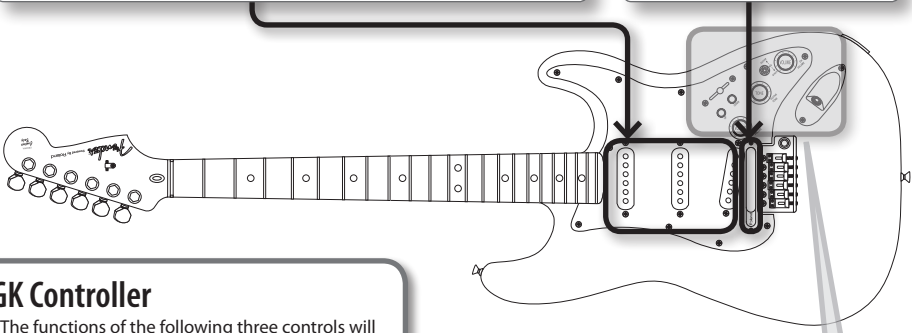
Panel Descriptions

Normal Pickups

These are the normal guitar pickups.

GK Pickup

This is the special V-Guitar divided pickup.



GK Controller

* The functions of the following three controls will depend on the setting of your GK-compatible device. For details, refer to the owner's manual of your GK-compatible device.

GK Volume

This controls the volume of the connected GK-compatible device.

Select Switch

This switches between the output from the connected GK-compatible device and the normal guitar output.

[UP](S1)/[DOWN](S2) Switches

These switch the sounds etc. of the GK-compatible device.

5-Way Switch

Page 4

This switches between the normal pickups.

Guitar Tone

This adjusts the tone of the normal pickups.

Guitar Volume

This adjusts the volume of the normal guitar.

Guitar Jack

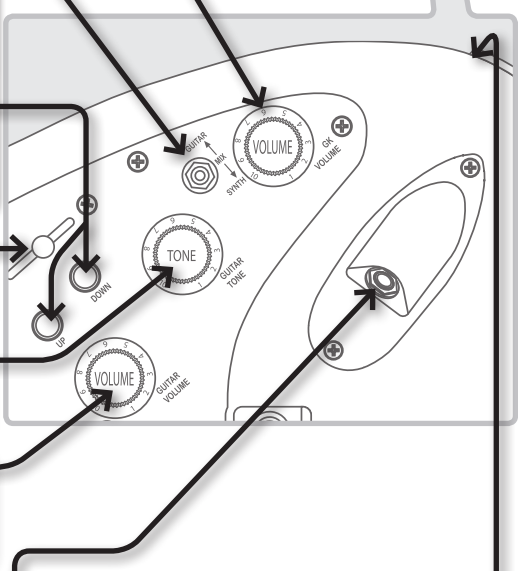
Page 5

This outputs the signal of the guitar's normal pickups. When using the **GC-1 GK-Ready Stratocaster®** as a conventional guitar, connect this guitar jack to your amp.

GK Connector

Page 5

Connect the GK-compatible device to this connector. Use a dedicated GK cable (13-pin).



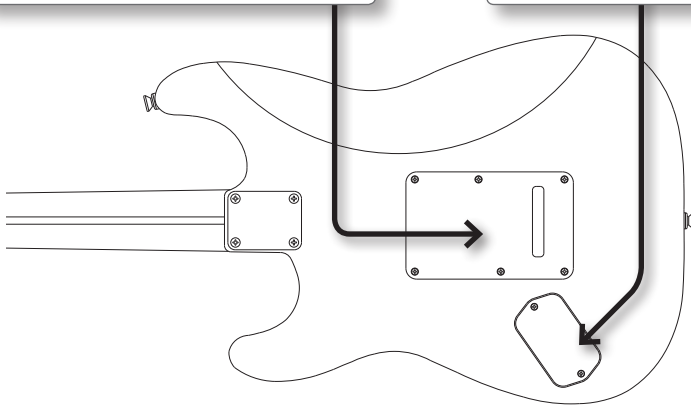
Panel Descriptions

Tremolo Cover

This is the cover of the tremolo unit.

Electronics Cover

*** DO NOT remove the Electronics Cover. Doing so will result in a void of warranty.**



Selecting the normal pickups (5-way switch)

Each position of the 5-way switch selects the normal pickups as follows.



<p>Neck</p> <p>Bridge</p>	<p>Neck</p> <p>Bridge</p>	<p>Neck</p> <p>Bridge</p>	<p>Neck</p> <p>Bridge</p>	<p>Neck</p> <p>Bridge</p>

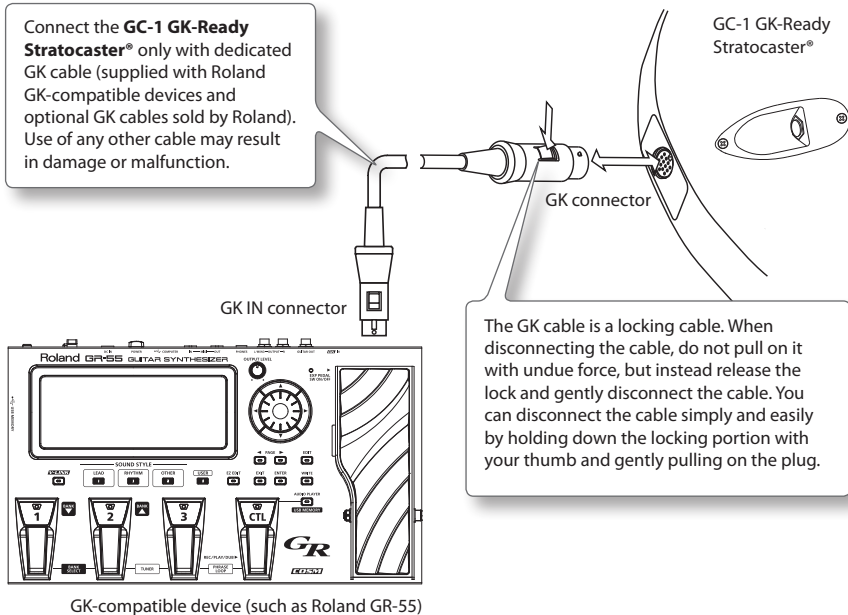
How to Connect

To prevent malfunction and equipment failure, always turn down the volume, and turn off all the units before making any connections.

Once everything is properly connected, be sure to follow the procedure below to turn on their power. If you turn on equipment in the wrong order, you risk causing malfunction or equipment failure.

1. **Make sure that the power to the GK-compatible device (such as Roland GR-55) being connected is turned off, then connect the device to the GC-1 GK-Ready Stratocaster® GK connector using the GK cable.**

Connect the **GC-1 GK-Ready Stratocaster®** only with dedicated GK cable (supplied with Roland GK-compatible devices and optional GK cables sold by Roland). Use of any other cable may result in damage or malfunction.



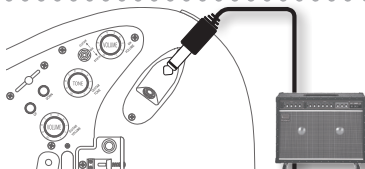
2. **Turn on the power to the connected GK-compatible device.**

Now, when you play your guitar you'll hear the sound of the connected GK-compatible device.

- * Before turning the unit on/off, always be sure to turn the volume down. Even with the volume turned down, you might hear some sound when switching the unit on/off. However, this is normal and does not indicate a malfunction.

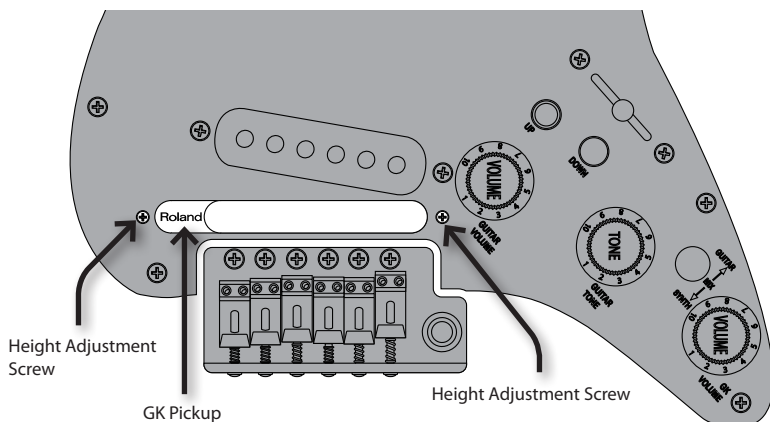
When using the GC-1 GK-Ready Stratocaster® as a conventional guitar

When using the **GC-1 GK-Ready Stratocaster®** as a conventional guitar, connect this guitar jack to your amp.



About GK Pickup Height

Your Stratocaster® is set up at the factory for optimal performance. It may need adjustments from time to time. For **Fender** setup guidelines please refer the **OWNER'S MANUAL FOR FENDER® GUITARS**. If you have misplaced your manual this information can be found on-line in the **"Support"** section of www.fender.com.



Once your guitar is properly set up you should make sure the distance between the top of the GK pickup and the bottom of the strings is approximately **1 mm (0.04")** when **depressing the strings at the highest fret**. The height of the GK pickup can be adjusted by using the **Height Adjustment Screws**.

Main Specifications

V-Guitar GC-1: GK-Ready Stratocaster®

Controls	GK Controller	GK Volume, Select Switch, [UP](S1)/[DOWN](S2) Switches
	Controller	5-Way Switch, Guitar Tone, Guitar Volume
Connectors	Guitar Jack	
	GK Connector	
Accessories	GC-1 GK-Ready Stratocaster® Owner's Manual OWNER'S MANUAL FOR FENDER® GUITARS	
	Tremolo arm	
	Hexagonal wrench	
	Special gig bag	
Option (sold separately)	13-Pin Cables	GKC-5, GKC-10
	GK Parallel Box	GKP-4

* In the interest of product improvement, the specifications and/or appearance of this unit are subject to change without prior notice.






USING THE UNIT SAFELY

INSTRUCTIONS FOR THE PREVENTION OF FIRE, ELECTRIC SHOCK, OR INJURY TO PERSONS

About ⚠️ WARNING and ⚠️ CAUTION Notices

⚠️ WARNING	Used for instructions intended to alert the user to the risk of death or severe injury should the unit be used improperly.
⚠️ CAUTION	Used for instructions intended to alert the user to the risk of injury or material damage should the unit be used improperly. * Material damage refers to damage or other adverse effects caused with respect to the home and all its furnishings, as well to domestic animals or pets.

About the Symbols

	The ⚠️ symbol alerts the user to important instructions or warnings. The specific meaning of the symbol is determined by the design contained within the triangle. In the case of the symbol at left, it is used for general cautions, warnings, or alerts to danger.
	The  symbol alerts the user to items that must never be carried out (are forbidden). The specific thing that must not be done is indicated by the design contained within the circle. In the case of the symbol at left, it means that the unit must never be disassembled.
	The  symbol alerts the user to things that must be carried out. The specific thing that must be done is indicated by the design contained within the circle. In the case of the symbol at left, it means that the power-cord plug must be unplugged from the outlet.

ALWAYS OBSERVE THE FOLLOWING

WARNING

Do not disassemble or modify by yourself

Do not open or perform any internal modifications on the unit.



Do not repair or replace parts by yourself

Do not attempt to repair the unit, or replace parts within it (except when this manual provides specific instructions directing you to do so). Refer all servicing to your retailer, the nearest Roland Service Center, or an authorized Roland distributor, as listed on the "Information" page.



WARNING

Do not use or store in the following types of locations

- Subject to temperature extremes (e.g., direct sunlight in an enclosed vehicle, near a heating duct, on top of heat-generating equipment); or are
- Damp (e.g., baths, washrooms, on wet floors); or are
- Exposed to steam or smoke; or are
- Subject to salt exposure; or are
- Humid; or are
- Exposed to rain; or are
- Dusty or sandy; or are
- Subject to high levels of vibration and shakiness.



Avoid extended use at high volume

This unit, either alone or in combination with an amplifier and headphones or speakers, may be capable of producing sound levels that could cause permanent hearing loss. Do not operate for a long period of time at a high volume level, or at a level that is uncomfortable. If you experience any hearing loss or ringing in the ears, you should immediately stop using the unit, and consult an audiologist.



WARNING

Don't allow foreign objects or liquids to enter unit; never place containers with liquid on unit

Do not place containers containing liquid on this product. Never allow foreign objects (e.g., flammable objects, coins, wires) or liquids (e.g., water or juice) to enter this product. Doing so may cause short circuits, faulty operation, or other malfunctions.



Turn off the unit if an abnormality or malfunction occurs

Immediately unplug the GK cable, and request servicing by your retailer, the nearest Roland Service Center, or an authorized Roland distributor, as listed on the "Information" page when:



- Objects have fallen into, or liquid has been spilled onto the unit; or
- If smoke or unusual odor occurs; or
- The unit has been exposed to rain (or otherwise has become wet); or
- The unit does not appear to operate normally or exhibits a marked change in performance.

Adults must provide supervision in places where children are present

When using the unit in locations where children are present, be careful so no mishandling of the unit can take place. An adult should always be on hand to provide supervision and guidance.



Do not drop or subject to strong impact

Protect the unit from strong impact. (Do not drop it!)



CAUTION

Manage cables for safety

Try to prevent cords and cables from becoming entangled. Also, all cords and cables should be placed so they are out of the reach of children.



Avoid climbing on top of the unit, or placing heavy objects on it

Never climb on top of, nor place heavy objects on the unit.



Disconnect everything before moving the unit

Disconnect all cords coming from external devices before moving the unit.



Keep small items out of the reach of children

To prevent accidental ingestion of the parts listed below, always keep them out of the reach of small children.

- Included Parts
hexagonal wrench



IMPORTANT NOTES

Power Supply

- To prevent malfunction and equipment failure, always make sure to turn off the power on all your equipment before you make any connections.

Placement

- Using the unit near power amplifiers (or other equipment containing large power transformers) may induce hum. To alleviate the problem, change the orientation of this unit; or move it farther away from the source of interference.
- Noise may be produced if wireless communications devices, such as cell phones, are operated in the vicinity of this unit. Such noise could occur when receiving or initiating a call, or while conversing. Should you experience such problems, you should relocate such wireless devices so they are at a greater distance from this unit, or switch them off.
- Do not expose the unit to direct sunlight, place it near devices that radiate heat, leave it inside an enclosed vehicle, or otherwise subject it to temperature extremes. Also, do not allow lighting devices that normally are used while their light source is very close to the unit (such as a piano light), or powerful spotlights to shine upon the same area of the unit for extended periods of time. Excessive heat can deform or discolor the unit.
- When moved from one location to another where the temperature and/or humidity is very different, water droplets (condensation) may form inside the unit. Damage or malfunction may result if you attempt to use the unit in this condition. Therefore, before using the unit, you must allow it to stand for several hours, until the condensation has completely evaporated.
- Do not allow rubber, vinyl, or similar materials to remain on this unit for long periods of time. Such objects can discolor or otherwise harmfully affect the finish.
- Do not paste stickers, decals, or the like to this instrument. Peeling such matter off the instrument may damage the exterior finish.
- Do not put anything that contains water on this unit. Also, avoid the use of insecticides, perfumes, alcohol, nail polish, spray cans, etc., near the unit. Swiftly wipe away any liquid that spills on the unit using a dry, soft cloth.

Maintenance

- Never use benzene, thinners, alcohol or solvents of any kind, to avoid the possibility of discoloration and/or deformation.

Additional Precautions

- Use a reasonable amount of care when using the unit's buttons, sliders, or other controls; and when using its jack. Rough handling can lead to malfunctions.
- When disconnecting all cables, grasp the connector itself—never pull on the cable. This way you will avoid causing shorts, or damage to the cable's internal elements.
- To avoid disturbing others nearby, try to keep the unit's volume at reasonable levels.
- When you need to transport the unit, package it in the box (including padding) that it came in, if possible. Otherwise, you will need to use equivalent packaging materials.

For EU Countries



- UK** This symbol indicates that in EU countries, this product must be collected separately from household waste, as defined in each region. Products bearing this symbol must not be discarded together with household waste.
- DE** Dieses Symbol bedeutet, dass dieses Produkt in EU-Ländern getrennt vom Hausmüll gesammelt werden muss gemäß den regionalen Bestimmungen. Mit diesem Symbol gekennzeichnete Produkte dürfen nicht zusammen mit den Hausmüll entsorgt werden.
- FR** Ce symbole indique que dans les pays de l'Union européenne, ce produit doit être collecté séparément des ordures ménagères selon les directives en vigueur dans chacun de ces pays. Les produits portant ce symbole ne doivent pas être mis au rebut avec les ordures ménagères.
- IT** Questo simbolo indica che nei paesi della Comunità europea questo prodotto deve essere smaltito separatamente dai normali rifiuti domestici, secondo la legislazione in vigore in ciascun paese. I prodotti che riportano questo simbolo non devono essere smaltiti insieme ai rifiuti domestici. Ai sensi dell'art. 13 del D.Lgs. 25 luglio 2005 n. 151.
- ES** Este símbolo indica que en los países de la Unión Europea este producto debe recogerse aparte de los residuos domésticos, tal como está regulado en cada zona. Los productos con este símbolo no se deben depositar con los residuos domésticos.
- PT** Este símbolo indica que nos países da UE, a recolha deste produto deverá ser feita separadamente do lixo doméstico, de acordo com os regulamentos de cada região. Os produtos que apresentem este símbolo não deverão ser eliminados juntamente com o lixo doméstico.
- NL** Dit symbool geeft aan dat in landen van de EU dit product gescheiden van huishoudelijk afval moet worden aangeboden, zoals bepaald per gemeente of regio. Producten die van dit symbool zijn voorzien, mogen niet samen met huishoudelijk afval worden afgevoerd.
- DK** Dette symbol angiver, at i EU-lande skal dette produkt opsamlles adskilt fra husholdningsaffald, som defineret i hver enkelt region. Produktet med dette symbol må ikke smides ud sammen med husholdningsaffald.
- NO** Dette symbolet indikerer at produktet må behandles som spesialavfall i EU-land, iht. til retningslinjer for den enkelte regionen, og ikke kastes sammen med vanlig husholdningsavfall. Produkter som er merket med dette symbolet, må ikke kastes sammen med vanlig husholdningsavfall.

- SE** Symbolen anger att i EU-länder måste den här produkten kasseras separat från hushållsavfall, i enlighet med varje regions bestämmelser. Produkter med den här symbolen får inte kasseras tillsammans med hushållsavfall.
- FI** Tämä merkintä ilmaisee, että tuote on EU-maissa kerättävä erillään kotitalousjätteisä kurkkin alueen voimassa olevien määräysten mukaisesti. Tällä merkinnällä varustettuja tuotteita ei saa hävittää kotitalousjätteiden mukana.
- HU** Ez a szimbólum azt jelenti, hogy az Európai Unióban ez a termék a háztartási hulladéktól elkülönítve, az adott régióban érvényes szabályozás szerint kell gyűjtieni. Az ezzel a szimbómmal ellátott termékek nem szabad a háztartási hulladéktól közbe dobní.
- PL** Symbol oznacza, że zgodnie z regulacjami w odpowiedniej regionie, w krajach UE produktu nie należy wyrzucać z odpadami domowymi. Produktów opatrzonych tym symbolem nie można utylizować razem z odpadami domowymi.
- CZ** Tento symbol udává, že v zemích EU musí být tento výrobek sbíráán odděleně od domácího odpadu, jak je určeno pro každý region. Výrobky nesoucí tento symbol se nesmí vyhazovat spolu s domácími odpady.
- SK** Tento symbol vyjadruje, že v krajinách EÚ sa musí zber tohto produktu vykonávať oddelene od domového odpadu, podľa nariadení platných v konkrétnej krajine. Produkty s týmto symbolom sa nesmú vyhazovať spolu s domovým odpadom.
- EE** See sümbol näitab, et EL-i maaedes tuleb see toode olmeprügisti eraldi koguda, nii nagu on igas piirkonnas määratletud. Selle sümboliga märgitud tooteid ei tohi ära visata koos olmeprügiga.
- LT** Šis simbolis rodo, kad ES šalyse šis produktas turi būti surenkamas atskirai nuo buitinių atliekų, kaip nustatyta kiekviename regione. Šiuo simboliu paženklinoti produktai neturi būti išmetami kartu su buitiniems atliekomis.
- LV** Šis simbolis norāda, ka ES valstīs šo produktu jāievie atsevišķi no mājsaimniecības atkritumiem, kā noteikts katrā reģionā. Produkts ar šo simbolu nedrīkst izmest kopā ar mājsaimniecības atkritumiem.
- SI** Ta simbole označuje, da je treba proizvod v državah EU zbirati ločeno od gospodinskih odpadkov, tako kot je določeno v vsaki regiji. Proizvoda s tem znakom ni dovoljeno odlagati skupaj z gospodinskimi odpadki.
- GR** Το σύμβολο αυτό υποδηλώνει ότι στις χώρες της Ε.Ε. το συγκεκριμένο προϊόν πρέπει να συλλέγεται χωριστά από τα υπόλοιπα οικιακά απορρίμματα, σύμφωνα με τους προβλεπόμενους όρους της περιοχής. Τα προϊόντα που φέρουν το συγκεκριμένο σύμβολο δεν πρέπει να απορρίπτονται μαζί με τα οικιακά απορρίμματα.

For China

有关产品中所含有害物质的说明

本资料就本公司产品中所含的特定有害物质及其安全性予以说明。
本资料适用于 2007 年 3 月 1 日以后本公司所制造的产品。

环保使用期限



此标志适用于在中国国内销售的电子信息产品，表示环保使用期限的年限。所谓环保使用期限是指在自制造日起的规定期限内，产品中所含的有害物质不致引起环境污染，不会对人身、财产造成严重的不良影响。
环保使用期限仅在遵照产品使用说明书，正确使用产品的条件下才有效。
不当的使用，将会导致有害物质泄漏的危险。

产品中有毒有害物质或元素的名称及含量

部件名称	有毒有害物质或元素						
	铅(Pb)	汞(Hg)	镉(Cd)	六价铬(Cr(VI))	多溴联苯(PBB)	多溴二苯醚(PBDE)	
外壳(壳体)	×	○	○	○	○	○	
电子部件(印刷电路板等)	×	○	×	○	○	○	
附件(电源线、交流适配器等)	×	○	○	○	○	○	

○：表示该有毒有害物质在该部件所有均质材料中的含量均在 SJ/T11363-2006 标准规定的限量要求以下。
×：表示该有毒有害物质至少在该部件的某一均质材料中的含量超出 SJ/T11363-2006 标准规定的限量要求。
因根据现有的技术水平，还没有什么物质能够代替它。

For EU Countries



This product complies with the requirements of EMC Directive 2004/108/EC.

For C.A. US (Proposition 65)

WARNING

This product contains chemicals known to cause cancer, birth defects and other reproductive harm, including lead.

Information

When you need repair service, call your nearest Roland Service Center or authorized Roland distributor in your country as shown below.

AFRICA

EGYPT
Al Fanny Trading Office
9, EBN Hagar Al Askalany Street,
ARD El Golf, Helwan, Egypt,
Cairo, 11 341, EGYPT
TEL: (022) 417-1828

REUNION
MARCEL FO-YAM Sarl
25 Rue Jules Hermann,
Chaudron - BP79 97 491
Ste Clotilde Cedex,
REUNION ISLAND
TEL: (0262) 618-429

SOUTH AFRICA
T.O.M.S.'s Sound & Music (PTY) Ltd.
2 ASTRON ROAD DENVER
JOHANNESBURG ZA 2195,
SOUTH AFRICA
TEL: (011) 417 3400

Paul Bothner(PTY) Ltd.
Royal Cape Park, Unit 24
Lonsdale Road, Ottery 7800
Cape Town, SOUTH AFRICA
TEL: (021) 799 4900

ASIA

CHINA
Roland Shanghai Electronics Co., Ltd.
3F, Soluxe Shanghai Electronics
Building
63 West Dawang Road, Chaoyang
District, Beijing, CHINA
TEL: (010) 5960-2565

Roland Shanghai Electronics Co., Ltd. (BEIJING OFFICE)
3F, Soluxe Fortune Building
63 West Dawang Road, Chaoyang
District, Beijing, CHINA
TEL: (010) 5580-0800

HONG KONG
Tom Lee Music
11/F Silvercord Tower 1
30 Canton Rd
Tsimshatsui, Kowloon,
HONG KONG
TEL: 852-2737-7688

Parsons Music Ltd.
8th Fl., Railway Plaza, 39
Chatham Road South, T.S.T,
Kowloon, HONG KONG
TEL: 852-2333-1863

INDIA
Rivera Digitec (India) Pvt. Ltd.
411, Nirman Kendra Mahalaxmi
Flats Compound Off. Dr. Edwin
Moses Road, Mumbai-400011,
INDIA
TEL: (022) 2493 9051

INDONESIA
PT. Citra Intrama
Ruko Garden Shopping Arcade
Unit 8 CR, Podomoro City
Jl.Jeleneh, S.Parmar Kav.28
Jakarta Barat 11470, INDONESIA
TEL: (021) 5698-5159/5520

KOREA
Cosmos Corporation
1461-9, Seocho-Dong,
Seocho Ku, Seoul, KOREA
TEL: (02) 3486-8855

MALAYSIA/ SINGAPORE
Roland Asia Pacific Sdn. Bhd.
45-1, Block C2, Jalan P1U 1/39,
Dataran Prima, 47301 Petaling
Jaya, Selangor, MALAYSIA
TEL: (03) 7895-3263

PHILIPPINES
G.A. Yupangco & Co. Inc.
339 Gil J. Puyat Avenue
Makati, Metro Manila 1200,
PHILIPPINES
TEL: (02) 899 9801

TAIWAN
ROLAND TAIWAN ENTERPRISE CO., LTD.
9F-5, No. 112 Chung Shan
North Road Sec. 2 Taipei 104,
TAIWAN R.O.C.
TEL: (02) 2561 3339

THAILAND
Theera Music Co., Ltd.
100-108 Soi Veng Nakornkhem,
New Road,Sumpatawong,
Bangkok 10100, THAILAND
TEL: (02) 224-8821

VIET NAM
VIET THUCH CORPORATION
386 CACH MANG THANG TAM ST.
DIST.3, HO CHI MINH CITY,
VIET NAM
TEL: (08) 9316540

OCEANIA

AUSTRALIA/ NEW ZEALAND
Roland Corporation
Australia Pty., Ltd.
38 Campbell Avenue
Dree Why West, NSW 2099,
AUSTRALIA

For Australia
TEL: (02) 9982 8266
For New Zealand
TEL: (09) 3098 715

CENTRAL/LATIN AMERICA

ARGENTINA
Instrumentos Musicales S.A.
Av.Santa Fe 2055
1123 Buenos Aires, ARGENTINA
TEL: (011) 4508-2700

BARBADOS
A&B Music Supplies LTD
12 Webster Industrial Park
Wildey, St.Michael, BARBADOS
TEL: (246) 430-1100

BRAZIL
Roland Brasil Ltda.
Rua San Jose, 211
Parque Industrial San Jose
Cotia - Sao Paulo - SP, BRAZIL
TEL: (011) 4615 5666

CHILE
Comercial Fancy II S.A.
Rut: 96.915.420-1
Natalini Cox #739, 4th Floor
Santiago - Centro, CHILE
TEL: (02) 688-9540

COLOMBIA
Centro Musical Ltda.
Cra 43 B No 25 A 41 Bodegona 9
Medellin, COLOMBIA
TEL: (574) 3812529

COSTA RICA
JUAN Bansbach Instrumentos Musicales
Ave. 1, Calle 11, Apartado 10237,
San Jose, COSTA RICA.
TEL: 258-0211

CURACAO
Zeelandia Music Center Inc.
Orinweg 30
Curacao, Netherland Antilles
TEL: (305) 5926866

DOMINICAN REPUBLIC
Instrumentos Fernando Giraldez
Calle Proyecto Central No.3
Ens.La Esperilla
Santo Domingo,
DOMINICAN REPUBLIC
TEL: (809) 683 0305

ECUADOR
Mas Musica
Rumichaca 822 y Zaruma
Guano - ECUADOR
TEL: (593-4) 2302364

EL SALVADOR
OMNI MUSIC
75 Avenida Norte y Final Alameda
Juan Pablo II,
Edificio No.4010 San Salvador,
EL SALVADOR
TEL: 262-0788

GUATEMALA
Casa Instrumental
Calzada Roosevelt 34-01, zona 11
Ciudad de Guatemala,
GUATEMALA
TEL: (502) 599-2888

HONDURAS
Almacan Pajaro Azul S.A. de C.V.
B.O.Paz Barahona
3 Ave. 11 Calle S.O.
San Pedro Sula, HONDURAS
TEL: (504) 553-2029

MARTINIQUE
Musique & Son
Z.Les Mangie
97232 Le Lamentin,
MARTINIQUE.F.W.I.
TEL: 596 596 426860

Gigamusik SARL
10 Rue De La Folie
97200 Fort De France
MARTINIQUE.F.W.I.
TEL: 596 596 715222

MEXICO
Casa Veerkamp, s.a. de C.V.
Av. Toluca No.323, Col. Olivar
de los Padres 01780 Mexico D.F.,
MEXICO
TEL: (55) 5668-6699

NICARAGUA
Bansbach Instrumentos Musicales Nicaragua
Alameda Oeste Calle Principal
de la Farmacia Sta. Elena
1 Cuadra al Lago #503
Managua, NICARAGUA
TEL: (505) 277-2557

PANAMA
SUNPO MONDIAL S.A.
Boulevard Andrews, Albrook,
Panama City, REP. DE PANAMA
TEL: 315-0101

PARAGUAY
Distribuidora De Instrumentos Musicales
J.E. Olesay y ESQ, Manduvira
Asuncion, PARAGUAY
TEL: (595) 21 492147

PERU
Audionet
Distribuciones Musicales SAC
Juan Fanning 530
Miraflores
Lima - PERU
TEL: (511) 4461388

TRINIDAD
AMR LTD
Ground Floor
Maritime Plaza
Barataria TRINIDAD W.I.
TEL: (868) 638 6385

URUGUAY
Todo Musica S.A.
Francisco Acuna de Figueroa
1771
C.P.: 11.800
Montevideo, URUGUAY
TEL: (02) 924-2335

VENEZUELA
Instrumentos Musicales Allegro, C.A.
Av.Las industrias edf.Guitar import
#7 zona Industrial de Turumo
Caracas - VENEZUELA
TEL: (212) 244-1122

EUROPE

BELGIUM/FRANCE/ HOLLAND/ LUXEMBOURG
Roland Central Europe N.V.
Houtstraet 3, B-2260, Oevel
(Westerlo) BELGIUM
TEL: (014) 575811

CROATIA
ART-CENTAR
Degenova 3
HR - 10000 Zagreb, CROATIA
TEL: (1) 466 8493

CZECH REP.
CZECH REPUBLIC DISTRIBUTOR s.r.o
Votavova 247/16
180 00 Praha 8, CZECH REP.
TEL: (2) 830 20270

DENMARK
Roland Scandinavia A/S
Skagerlævej 7 Postbox 880
DK-2100 Copenhagen,
DENMARK
TEL: 3916 6200

FINLAND
Roland Scandinavia As, Filiaal Finland
Vanha Nurmijärvenie 62
01670 Vantaa, FINLAND
TEL: (0) 9 68 24 020

GERMANY/AUSTRIA
Roland Elektronische Musikinstrumente HmbH.
Oststrasse 96, 22844 Norderstedt,
GERMANY
TEL: (040) 52 60090

GREECE/CYPRUS
STOLLAS S.A.
Music Sound Light
155, New National Road
Patras 26442, GREECE
TEL: 2610 453400

HUNGARY
Roland East Europe Ltd.
2045, Törökbalint, FSD Park 3. ép,
HUNGARY
TEL: (23) 51 1011

IRELAND
Roland Ireland
E2 Calmount Park, Calmount
Avenue, Dublin 12,
Republic of IRELAND
TEL: (01) 4299444

ITALY
Roland Italy S. p. a.
Viale delle Industrie 8,
20020 Anese, Milano, ITALY
TEL: (02) 937-78300

NORWAY
Roland Scandinavia NvS.
Kontor Norge
Lilloeerveien 2 Postboks 95
Lilleaker N-0216 Oslo,
NORWAY
TEL: 2273 0074

POLAND
Roland POLSKA SP. Z O.O.
ul. Kty Grodziska 168
03-289 Warszawa, POLAND
TEL: (022) 678 95 12

PORTUGAL
Roland Systems Group EMEA, S.L.
Branch Office Porto
Edificio Tower Plaza
Ronduna Eng. Edgar Cardoso
23, 9ºG
4400-676 Vila Nova de Gaia,
PORTUGAL
TEL: (+351) 22 608 00 60

ROMANIA
FBS LINES
Piata Libertatii 1,
535500 Ghergheni, ROMANIA
TEL: (266) 364 609

RUSSIA
Russic Music LLC
Dorozhnaya ul.3, korp.6
117 545 Moscow, RUSSIA
TEL: (495) 981-4967

SERBIA
Music AP Ltd.
Sutjeska br. 5 KS - 24413 Palic,
SERBIA
TEL: (024) 539 395

SLOVAKIA
DAN Acoustic s.r.o.
Povazská 18,
SK - 940 01 Nové Zámky,
SLOVAKIA
TEL: (035) 6424 330

SPAIN
Roland Systems Group EMEA, S.L.
Paseo Garcia Faria, 33-35
08005 Barcelona, SPAIN
TEL: (93) 493 91 00

SWEDEN
Roland Scandinavia A/S
SWEDISH SALES OFFICE
Märbackagatan 31, 4 tr.
SE-123 43 Farsta, SWEDEN
TEL: (0) 8 683 04 30

SWITZERLAND
Roland (Switzerland) AG
Landstrasse 5, Postfach,
CH-4542 Itingen, SWITZERLAND
TEL: (061) 975-9987

UKRAINE
EURHYTHMICS Ltd.
P.O.Box: 37-4,
Nedreky Str. 30,
UA - 89600 Mukachevo, UKRAINE
TEL: (03131) 414-40

UNITED KINGDOM
Roland (U.K.) Ltd.
Atlantic Close, SWANSEA SA7 9FJ,
UNITED KINGDOM
TEL: (01792) 702701

BAHRAIN
Moon Stores
No.123181249 Rumaytha
Building Road 3931,
Manama 339, BAHRAIN
TEL: 17 813 942

IRAN
MOCO INC.
Jadeh Makhsoos Karaj (K-9),
Nabze Zarin Ave.
Jalal Street, Reza Alley No.4
Tehran 1389716791, IRAN
TEL: (021)-4454370-5

ISRAEL
Halilit P. Greenspon & Sons Ltd.
8 Retzif Ha'alia Hashnita St.
Tel-Aviv-Yafo ISRAEL
TEL: (03) 6823666

JORDAN
MUSIC HOUSE CO. LTD.
FREDDY FOR MUSIC
P. O. Box 922846
Amman 11192, JORDAN
TEL: (06) 5692996

KUWAIT
EASA HUSAIN AL-YOUSIFI & SONS CO.
Al-Yousifi Service Center
P.O.Box 126 (Safat) 13002,
KUWAIT
TEL: 00 965 802929

LEBANON
Chahine S.A.L.
George Zeidan St., Chahine Bldg.,
Achrafieh, P.O.Box: 16-5857
Beirut, LEBANON
TEL: (01) 20-1441

OMAN
TALENT CENTRE L.L.C.
Malatan House No.1
Al Moor Street, Ruwi
SULTANATE OF OMAN
TEL: 2478 3443

QATAR
AL-EMADI TRADING & CONTRACTING CO.
P.O. Box 62, Doha, QATAR
TEL: 4423-554

SAUDI ARABIA
aDawiah Universal Electronics APL
Behind Pizza Inn
Prince Turkey Street
Jeddah Building,
PO BOX 2154,
Alkhalib 31952,
SAUDI ARABIA
TEL: (03) 8643601

SYRIA
Technical Light & Sound Center
PO Box 13520 Bldg No.49
Khalid Ben Alwalid St.,
Damascus, SYRIA
TEL: (011) 223-5384

TURKEY
ZUNAL DIS TICARET A.S.
Galip Dede Cad. No.33
Beyoglu, Istanbul, TURKEY
TEL: (0212) 249 85 10

U.A.E.
Jac Electronics & Musical Instruments Co. Ltd.
Zabeel Road, Al Sheeroq Bldg.,
No. 14, Ground Floor, Dubai,
U.A.E.
TEL: (04) 3360715

NORTH AMERICA

CANADA
Roland Canada Ltd.
(Head Office)
5840 Parkwood Way Richmond B.C.
C. W6V 2M4, CANADA
TEL: (604) 270 6626

Roland Canada Ltd.
(Toronto Office)
170 Admiral Boulevard
Mississauga On L5T 2M6,
CANADA
TEL: (905) 362 9707

U. S. A.
Roland Corporation U.S.
5100 S. Eastern Avenue
Los Angeles, CA 90040-2938,
U. S. A.
TEL: (323) 890 3700

MIDDLE EAST